



SPRING 2016 CATALOG



NOTES

CABIN IN THE WOODS QUILTERS






TEACHING
&
LECTURES



BOOKS



TEMPLATES



PATTERNS

OUR STUDIO PROFILE



CABIN IN THE WOODS QUILTERS

Cabin in the Woods Quilters is a quilt pattern design company established in 2003 and located in Fredericksburg, Virginia. Our owner and chief designer, Penni Domikis, was introduced to quilting by a family friend and combined her love for this hobby as well as photography and graphic design into a thriving pattern design and template business. She is an award-winning quilter and has developed a reputation for breaking down quilting designs into manageable pieces for quilters of all skill levels, leading to our company moto:

“MAKE IT SIMPLE...BUT MAKE IT WITH STYLE!”

Penni teaches one-on-one classes at the Cabin but enjoys traveling around the country to quilt shops and guilds teaching her method of scrap quilting, sharing tips and tricks she has learned along her quilting journey and bringing new products and collections to quilters. She specializes in showcasing fabric lines or “forgotten fabrics” in stash and stores to create masterpieces using a little color theory. Penni works with several fabric companies to create designs using their fabrics and product companies to highlight new and innovative ways to use the products for all your quilting needs. Penni loves building relationships with quilters and quilt shops to keep the quilting industry thriving.

INSTAGRAM

CABIN QUILTERS

TWITTER

CABINQUILTERS

FACEBOOK GROUPS

CABINQUILTERS

EMAIL

INFO@CABININTHEWOODSQUILTERS.COM

WEBSITE

WWW.CABININTHEWOODSQUILTERS.COM

PHONE

540.785.2751

WHOLESALE DISTRIBUTORS

BREWER SEWING

CHECKER DISTRIBUTORS

PRODUCTS CURRENTLY AVAILABLE THROUGH WHOLESALE DISTRIBUTION

NEW 2016 PRODUCTS

New Patterns



High Seas
CWQ-16-01



Merry Blossoms
CWQ-15-01



Scrap Petal Garden
CWQ-15-02



Sew Many Hexies
CWQ-15-03

New Templates



Nested Petal
CWQ-PET105



3" Petal Pal
CWQ-PETKEY



1.5" Circle
CWQ-CIRCLE15



2" Circle
CWQ-CIRCLE2



2.5" Circle
CWQ-CIRCLE25

OUR PATTERNS

Traditional Designs

GLORIOUS GARDEN
LATTICE

CWQ-03-01




OLDE TYME ANVILS

CWQ-05-06




TRELLIS ROSE

CWQ-07-02



UNDERGROUND
CHECKERBOARD


CWQ-05-05



Contemporary Designs


ARIZONA WALTZ

CWQ-07-04



FEARLESS FLYERS

CWQ-08-03



MARBLE CAKE

CWQ-07-03



Applique Designs



FENDER BENDER
CWQ-09-03



**GARDEN PUMPKIN
TABLE LATTICE**
CWQ-04-02



SCRAP PETAL GARDEN
CWQ-15-02



**GRANDMA'S AT THE
KITCHEN TABLE**
CWQ-10-01



**GRANDMA'S IN THE
KITCHEN**
CWQ-09-02




BELLES OF TARA
CWQ-08-02

Modern and Scrappy Designs



STICKS AND STONES
CWQ-14-01



SEW MANY HEXIES
CWQ-15-03



MERRY BLOSSOMS
CWQ-15-01



HIGH SEAS
CWQ-16-01

ALL SCRAPPED OUT! SERIES

ALL SCRAPPED OUT!

CWQ-BK-001



All Scrapped Out!

A guide to making a masterpiece out of your unruly collection of scraps. This book is designed as a way to use up your scraps to make beautiful scraps quilts without pre-cutting or pre-pressing your leftovers into sized pieces. This is also the perfect program for a guild or shop sewing day. Combine with leftover fabrics from your bolts and older stash, border prints and customer pieces. Great for group sharing. Uses available ruler sizes or similar sizes in store. Additional templates are available.

STILL ALL SCRAPPED OUT!

CWQ-BK-003



Still All Scrapped Out!

A guide to making a masterpiece out of your unruly collection of scraps. This book is designed as a way to use up your scraps to make beautiful scraps quilts without pre-cutting or pre-pressing your leftovers into sized pieces. This is also the perfect program for a guild or shop sewing day. Combine with leftover fabrics from your bolts and older stash, border prints and customer pieces. Great for group sharing. Uses available ruler sizes or similar sizes in store. Additional templates are available.

WHAT A LOAD OF SCRAPS!

CWQ-BK-004



What a Load of Scraps!

A guide to making a masterpiece out of your unruly collection of scraps. This book is designed as a way to use up your scraps to make beautiful scraps quilts without pre-cutting or pre-pressing your leftovers into sized pieces. This is also the perfect program for a guild or shop sewing day. Combine with leftover fabrics from your bolts and older stash, border prints and customer pieces. Great for group sharing. Uses available ruler sizes or similar sizes in store. Additional templates are available.

LECTURES & WORKSHOPS AVAILABLE



PRODUCTS CURRENTLY AVAILABLE THROUGH WHOLESALE DISTRIBUTION

OUR TEMPLATES



TUMBLER KEYCHAIN
CWQ-TRAPKEY



6" 45° DIAMOND
CWQ-45D6



HEXIE CHARM
CWQ-HEXCH



HEXIE KEYCHAIN
CWQ-HEXKEY



6" TUMBLER
CWQ-TRAP6



5" CHARM TUMBLER
CWQ-TRAPCH



3" TUMBLER
CWQ-TRAP3



60° TRIANGLE KEYCHAIN
CWQ-60TKEY



NESTED PETALS
CWQ-PET105



3" PETAL PAL KEYCHAIN
CWQ-PETKEY



1.5" CIRCLE
CWQ-CIRCLE15



2" CIRCLE
CWQ-CIRCLE2



2.5" CIRCLE
CWQ-CIRCLE25

CIVIL WAR SAMPLER

BLOCK OF THE MONTH

CIVIL WAR
SAMPLER BOM



Civil War Sampler

Our sampler is a thirteen month block of the month packaged in one spiral bound format. Twelve months of patterns and last month for the center and border. Anything can be added to the scrappy center such as inking, embroidery or applique. The quilt is designed with the beginner in mind but accesible to all level of quilter. Instructions are listed for purchasing all fabrics up front at one time as well as broken into monthly install-ments perfect for any store program.

CUSTOM TEMPLATE DESIGNS



CUSTOM
TEMPLATE
DESIGN

Cabin in the Woods Quilters provides custom template design and manufacturing for designers and quilt shop owners interested in rapid prototyping.

Our company houses our own commercial laser cutting machine and manufactures our own templates for use with our books and patterns. Products are manufactured on demand enabling us to manage quality control levels and small run production costs.

Our art department is available to other designers interested in creating their own unique template designs to accompanying their books and patterns. For example in the photo above you will see a template designed for The Fat Quarter Gypsy for her Granny Dot quilt pattern.

It is simple and affordable to add a store logo to one of our designs. Our keychain templates are popular for shops as Grand Opening gifts, special events giveaways and novelty projects for quilting events and retreats. Shops are also able to use these items as incentive gifts for regular customers.



FAQ'S

What do you charge for a program, lecture or workshop?

All pricing for lectures and trunk shows are available online on our website (www.cabininthewoodsquilters.com). We have classes listed for one-on-one classes at our cottage as well as lectures and workshops available for shops and guilds. Basic pricing is listed. Travel expenses are reasonable but not included in the pricing structure at this time. If you have special needs and desires, please do not hesitate to ask. I am also available for retreats.

Do you design for Row-by-Row and other needs?

We are definitely available for Row-by-Row designs for shops and businesses. We will also design around your line of fabrics and work with fabric companies such as Andover, ADORNit and Dear Stella to create beautiful projects from designer lines. We are available for Guest Designing and Guest Blogging for a variety of styles of design. We currently Guest Blog for product companies as well and showcase those products on our website and in our lectures and trunk shows.

Why should I hire you to teach a scrap quilting class?

Scrap Quilting is not a new topic and there are many quilters in the industry that teach this very topic. I believe that scrap quilting should truly be "from your scraps" and I love showing quilters how to make beautiful quilts with their actual leftovers without a lot of extra effort. I like to believe that I am keeping the pastime alive by freeing quilters from unnecessary steps and making the process fun. I am a no-stress quilt teacher who will guide you out of your box and help you to rediscover and enjoy your hobby and use what you have. I love public speaking and sharing my methods and ideas with other quilters and it shows in my work.

How does my store make money with your scrap class if you are teaching them to use their own fabrics and rulers?

Our company is all about building relationships with our customers whether they are quilting consumers or shop owners. Quilters will always need more fabrics no matter how many they will have in their stash and will inevitably need a mix of old and new. Border fabrics and border prints are a must have for this method and teaching in the store makes it easier for me to aid your quilters in the color theory necessary to purchase the right fabrics to make their scrap blocks POP. I show the shops how to capitalize on this program's ability to rid the shop of the older fabrics to make room for new collections. During the class I teach a variety of techniques for using other products found in quilt shops boosting the sale of those items as well from other templates and rulers, to applique methods to applying those same techniques to other patterns and books. It is my goal to bring a fresh and fun class to your shop to encourage your customers to return again and again and build a professional relationship with your staff.

Can you put my logos on your templates? How long does it take? What is required and how much does it cost?

Yes. We can put your logos on our templates. We can also create new custom templates from your designs and drawings. The process doesn't take very long at all... and under the right circumstances we may be able to have your designs to you within a few days. The answers are always dependent on circumstances. In a perfect world... the designer would draw their designs in a professional drawing program such as CorelDraw or Illustrator and layout the design exactly as they want the cut and engrave lines to appear. Our art department would convert those drawing lines and effects into cutting and engraving lines as part of the process of manufacturing and the only questions then are the cost of plastic and the number of items you are interested in making. We can also take a professionally drawn, print-ready artwork logo of your company or shop and drop them directly onto our already designed templates.

Additional time and costs are created when the designer needs professional design services to create their logo or to draw their design. If you have a pencil drawing, this design would have to be mailed to us to be created in order to ensure proper measurements. If your logo is a piece of clipart that you found on the internet and you have added a font to it to create your design, you may need some professional design help to create a design that can be recreated. A scan of your business card is NOT print-ready artwork. But we are able to add your store name if we know the font you use for your logo.

Contact us for an actual quote for all projects. We are very affordable for design testing and rapid prototyping. Designs can be easily translated to a mass distribution center if need be.



Cabin in the Woods Quilters

12905 SPOTSWOOD FURNACE ROAD

FREDERICKSBURG, VIRGINIA 22407

OFFICE: (540) 785-2751 MOBILE: (540) 455-1097

WWW.CABININTHEWOODSQUILTERS.COM

info@cabininthewoodsquilters.com